

SSFA comparison

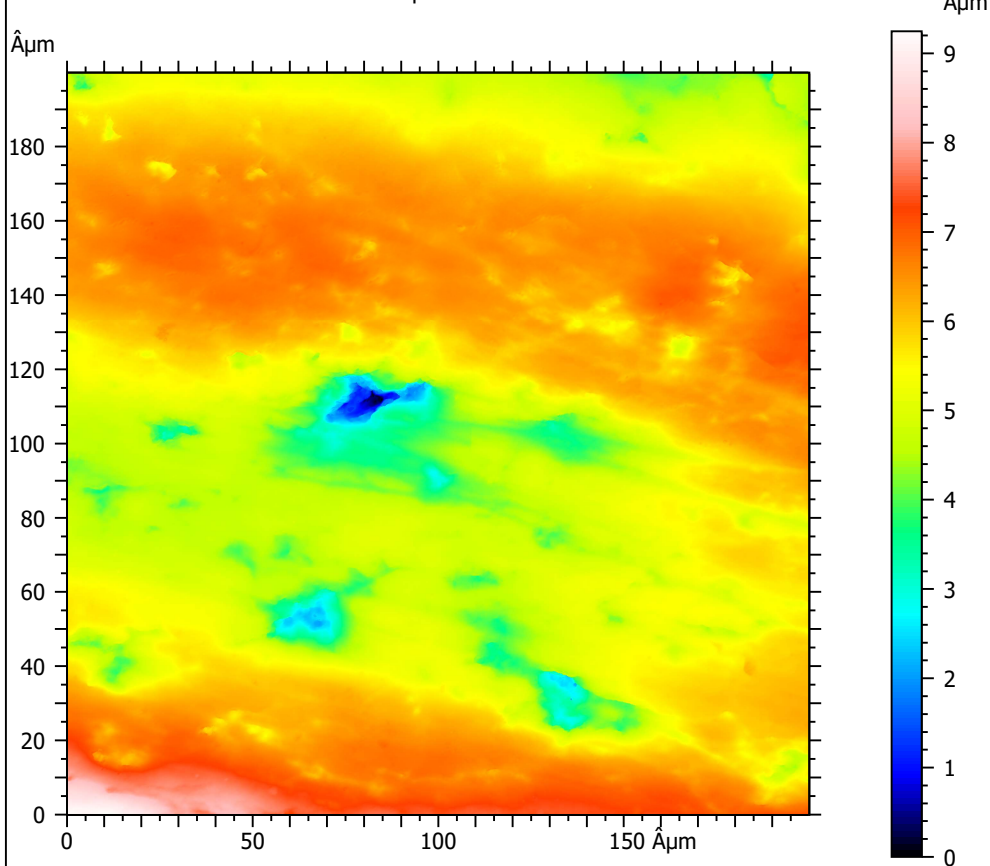
Template to process all surfaces acquired with the Leica DCM8 with the 100x/0.90 objective.

A. Processing

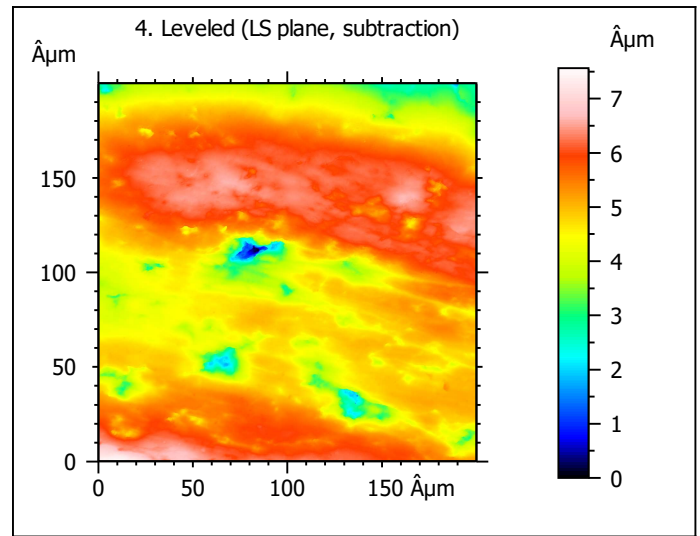
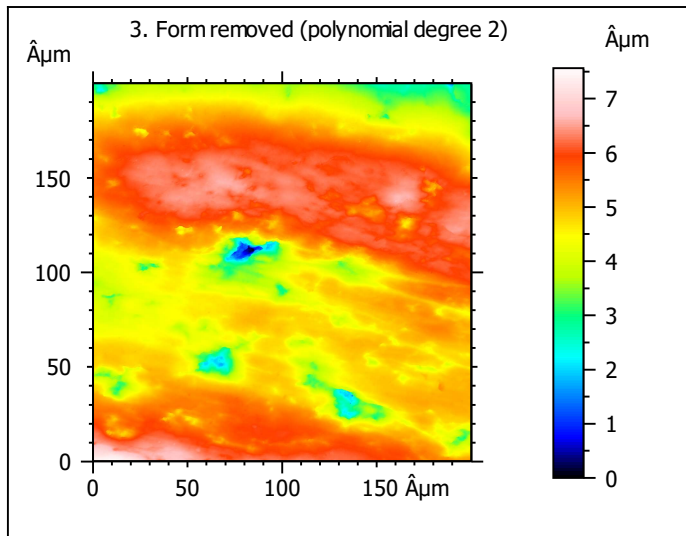
Identity card

Name:	L5_Ovis_80307_lm2_sin		
File path:	D:\Data\3Ddata\SSFA\Sheeps\Original surfaces\L5_Ovis_80307_lm2_sin.sur		
Studiable type:	Surface		
Axis:	X		
Length:	199.9	Âµm	
Size:	1551	points	
Spacing:	0.1290	Âµm	
Axis:	Y		
Length:	199.9	Âµm	
Size:	1551	points	
Spacing:	0.1290	Âµm	
Axis:	Z		
Length:	9.247	Âµm	
Size:	268435463	digits	
Spacing:	3.445e-08	Âµm	
NM-points ratio:	0.000 % (0 Pts)		

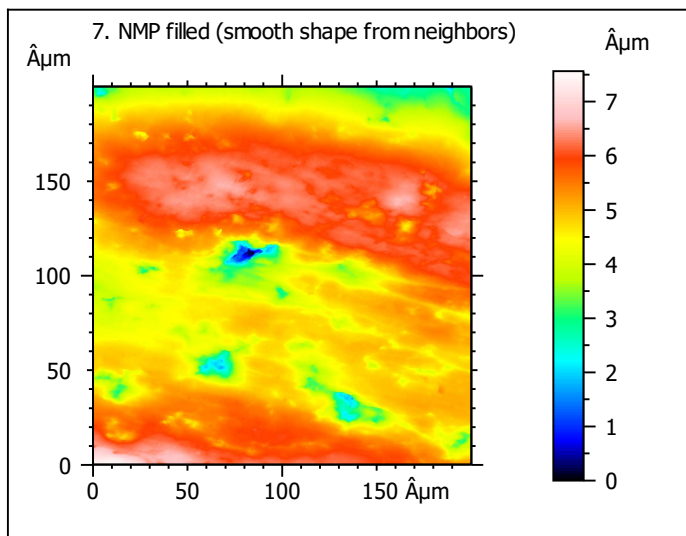
1. Acquired surface



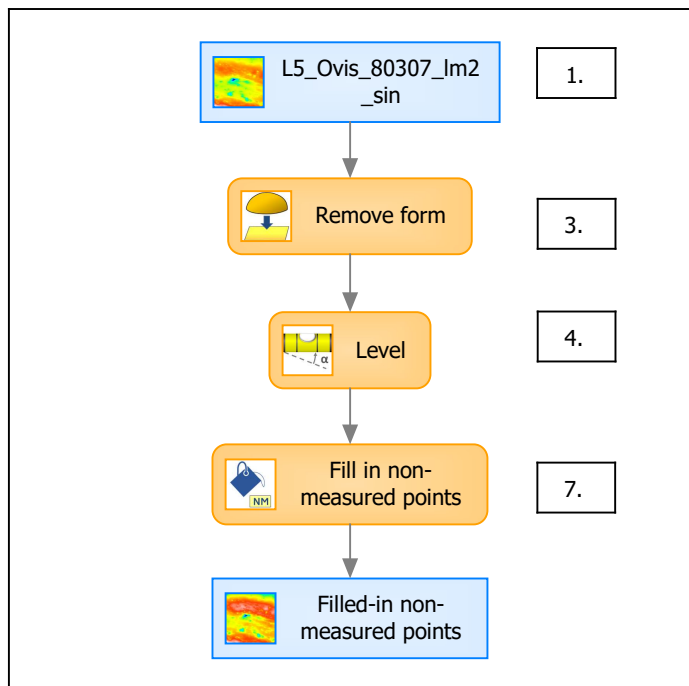
Note that the surfaces have been preprocessed (mirrored in z, cut to 200x200 µm and automatically cleaned) according to Merceron et al. (2016), Proc. R. Soc. B 283: 20161032.



Identity card	
Name:	L5_Ovis_80307_lm2_... > Leveled (LS-plane)
Axis:	Z
NM-points ratio:	0.000 % (0 Pts)



B. Summary



Identity card

Name: L5_Ovis_80307_Im2_sin > Form removed (LS-poly 2) > Leveled (LS-plane) > Filled-in non-measured points

Studiable type: Surface

Axis: X

Length: 199.9 $\hat{\mu}\text{m}$
Size: 1551 points
Spacing: 0.1290 $\hat{\mu}\text{m}$

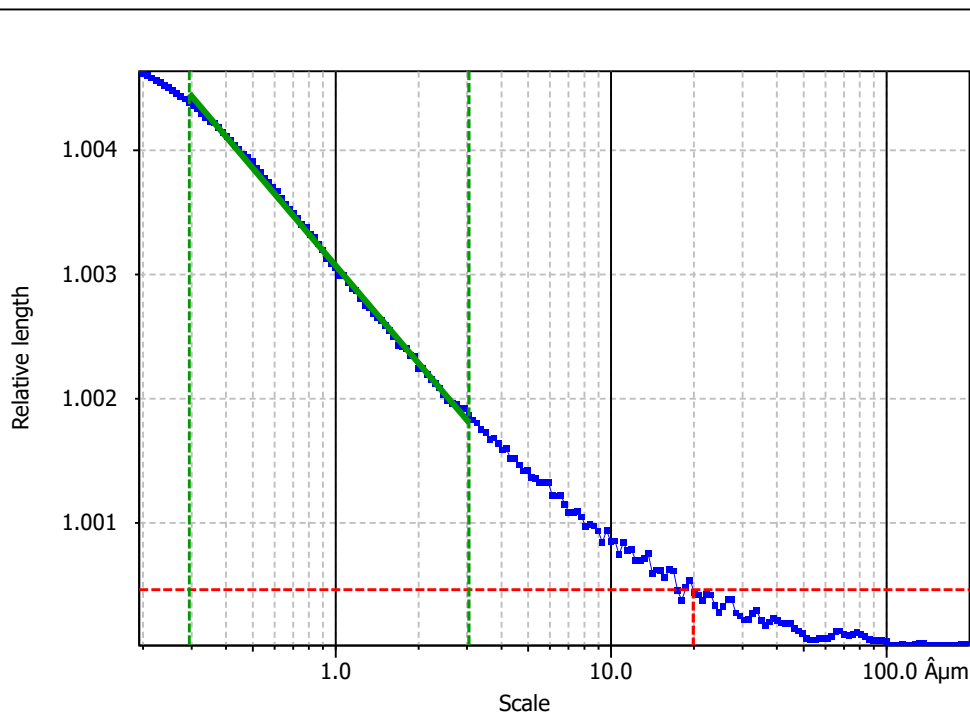
Axis: Y

Length: 199.9 $\hat{\mu}\text{m}$
Size: 1551 points
Spacing: 0.1290 $\hat{\mu}\text{m}$

Axis: Z

Layer type: Unknown

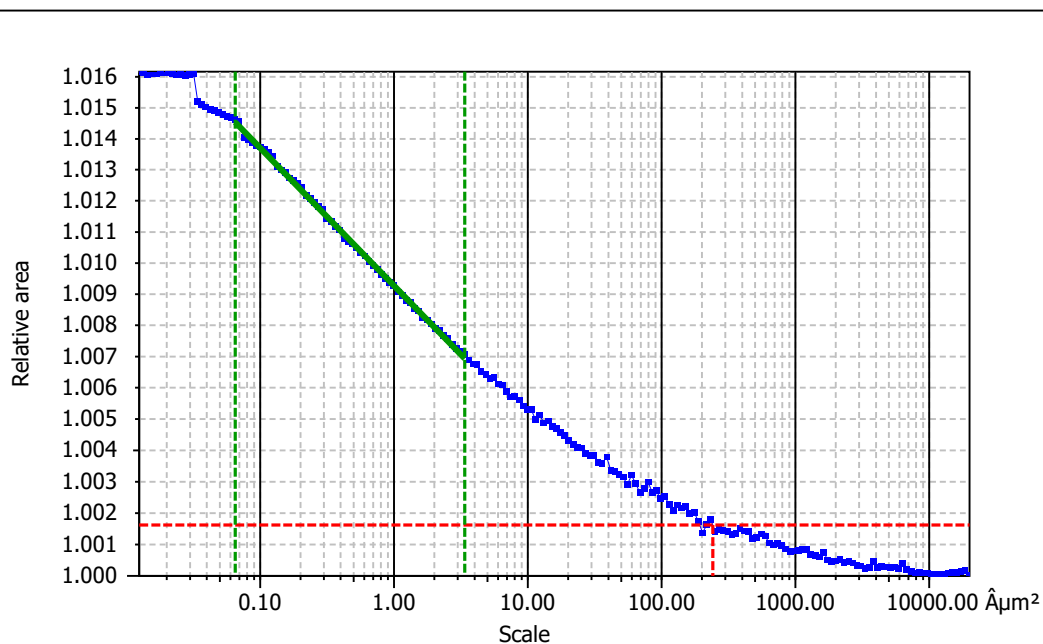
Length: 7.564 $\hat{\mu}\text{m}$
Size: 219578648 digits
Spacing: 3.445e-08 $\hat{\mu}\text{m}$

**Information**

Method	Length-scale (rows)
--------	---------------------

Parameters

Parameters	Value	Unit	Comment
epLsar	0.006249		Length-scale anisotropy (Sfrax) (1.8 Åμm, 5°)
NewEplsar	0.02019		Length-scale anisotropy (1.8 Åμm, 5°)

**Information**

Method	Area-scale (four corners)
--------	---------------------------

Parameters

Parameters	Value	Unit	Comment
R ²	0.9988		Reg. coefficient R ²
Asfc	1.903		Fractal complexity
Smfc	0.3392	Åμm ²	Scale of max complexity
HAsfc9	0.5066		Heterogeneity of Asfc (3x3)
HAsfc81	1.397		Heterogeneity of Asfc (9x9)